

# VERDE






**Chimenti Studios** | Limited Edition Collection | Spring / Summer 2022

#### PRODUCTS

- Golden Paintworks Metallic Paint  
Tint Base Gold
- Golden Paintworks Weathered Granite
- Golden Paintworks Weathered  
Granite - tinted to SW 6468
- Wunda Size Gold Leaf Adhesive
- Imitation Gold Leaf

#### TOOLS

- Chip Brush
- 8.5" Japanese Trowel or preferred trowel



**HOW TO:**

- 1 | **BASECOAT** with satin finish latex paint, color of your choice.
- 2 | **TROWEL** on Weathered Granite untinted (Photo 1), working your way down to meet up with a green tinted Weathered Granite [SW 6468] (Photos 2-3).
- 3 | **TO ACHIEVE** darker areas, use your green tint [tinted to match SW 6468] directly on the trowel and make horizontal “wavy” movements. The goal is to achieve a slight Ombre look (Photos 4-5).
- 4 | **WITH** a chip brush, dab Wunda Size centrally on the wall and let dry.
- 5 | **APPLY** Imitation Gold Leaf to areas where you applied your Wunda Size.
- 6 | **KNOCK DOWN** gold leaf with a brush (Photo 6).
- 7 | **ADD** clear coat of your choice to wall. Here is the final finish (Photo 7).